



Forest Dental Component Catalogue

LIGHT SERVICE
ITEMS **1**

HANDPIECE
CONTROLS **2**

ARM
SYSTEMS **3**

SYRINGES **4**

FOOT
CONTROLS **5**

VACUUM **6**

HOLDERS **7**

VALVES **8**

ACCESSORIES **9**

FITTINGS **10**

TUBING **11**

SERVICE
ITEMS **12**

PARTS
BREAKDOWN **13**

Phantom Head Dental

950 Manchester Road
Linthwaite, Huddersfield, HD7 5QS

Tel/Ans: 01484 843 100
Fax: 01484 843 888

Email: sales@phantomhead.com
Website: www.phantomhead.com



Handpiece Controls

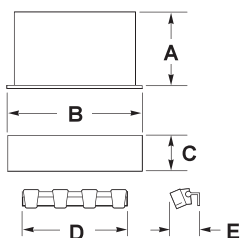
2 PM 500 DOCTOR'S HANDPIECE CONTROL SYSTEM

SYMBOL	PM 500	IN	CM
A	•	5-5/8	14
B	•	9-5/8	24
C	•	2-5/8	7
D	•	7-3/4"	20
E	•	2-1/2	6



STANDARD FEATURES INCLUDE

- 3-way air/water syringe
- Automatic control for three handpieces
- Master on/off with indicator
- Individual handpiece pressure adjustment
- Individual water coolant adjustment
- Non-retraction water coolant on/off control
- Air Coolant Adjustment
- Panel mount holder bar assembly
- Handpiece tubing
 - 4-hole Midwest, asepsis style, straight sterling
- Disc type foot control
- Umbilical, 12'
- Remote mount holder assembly with control tubing, 2'



DESCRIPTION
HANDPIECE CONTROL SYSTEM

PART NO.
2001-011

DESCRIPTION(FACTORY OPTIONS)
STANDARD UTILITY CENTER
WET/DRY TYPE FOOT CONTROL

PART NO.
1115-001
1105-174-0

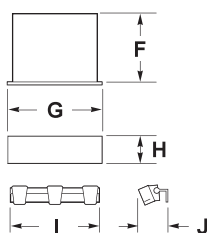
PM 200 DOCTOR'S HANDPIECE CONTROL SYSTEM

SYMBOL	PM 200	IN	CM
F	•	5-1/4	13
G	•	6-1/2	16
H	•	2	5
I	•	6-9/16	17
J	•	2-1/2	6



STANDARD FEATURES INCLUDE

- 3-way air/water syringe
- Manual control for two handpieces
 - one wet/one dry
- Master on/off with indicator
- Individual handpiece pressure adjustment
- Handpiece water coolant adjustment
- Non-retraction water coolant on/off control
- Panel mount holder bar assembly
- Handpiece tubing
 - 4-hole Midwest, asepsis style, straight sterling
- Disc type foot control
- Umbilical, 12'
- Remote mount holder assembly



DESCRIPTION
HANDPIECE CONTROL SYSTEM

PART NO.
2000-061

DESCRIPTION(FACTORY OPTIONS)
STANDARD UTILITY CENTER
AIR COOLANT ADJUSTMENT

PART NO.
1115-001
1100-223



Handpiece Controls

2

AIR AND WATER ACCESSORY PANEL



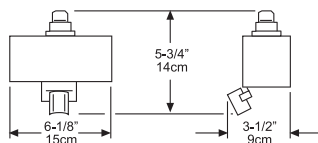
STANDARD FEATURES INCLUDE

- 3/8" female air quick disconnect
- Toggled shut off for air quick disconnect
- 1/4" female water quick disconnect
- Flow adjustment for water quick disconnect
- 4" x 3" flush mount panel
- White powder coated finish

DESCRIPTION
AIR AND WATER ACCESSORY PANEL

PART NO.
1300-030

LT 100 LAB HANDPIECE CONTROL



STANDARD FEATURES INCLUDE

- Manual control for one handpiece one dry
- Master on/off with indicator
- Handpiece pressure adjustment
- Handpiece tubing 2-hole Midwest, straight sterling
- Disc type foot control
- Umbilical, 12'
- Air pressure regulator



DESCRIPTION
HANDPIECE CONTROL

PART NO.
2000-011

LT 10 LAB HANDPIECE CONTROL KIT



DESCRIPTION
HANDPIECE CONTROL KIT

INCLUDES

- Control for One Handpiece

STANDARD FEATURES

- Air pressure regulator
- Handpiece tubing 2-hole Midwest, straight sterling
- Handpiece holder
- Mounting bracket
- Disc type foot control



PART NO.
2000-010

